


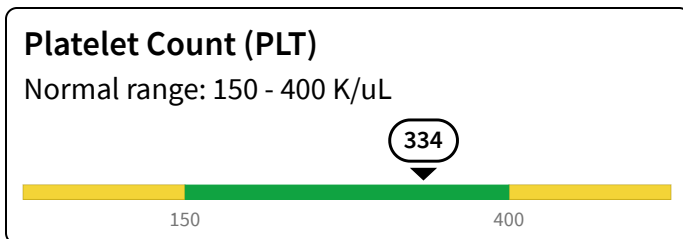
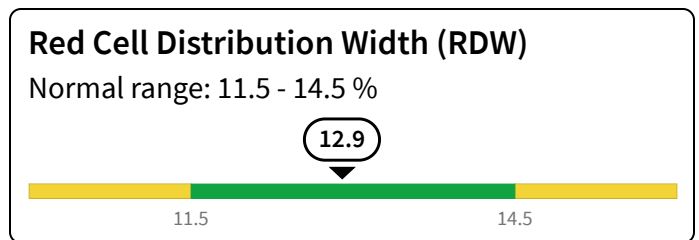
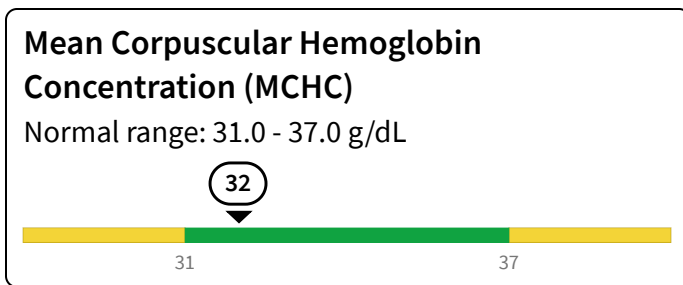
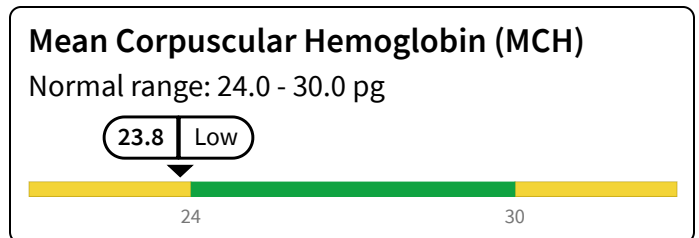
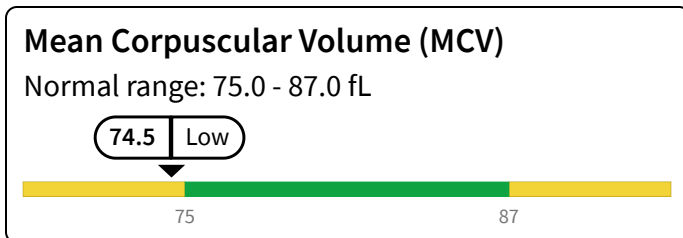

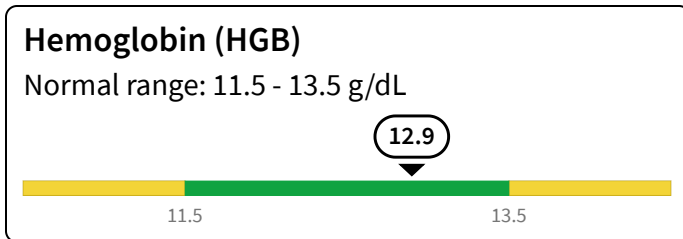
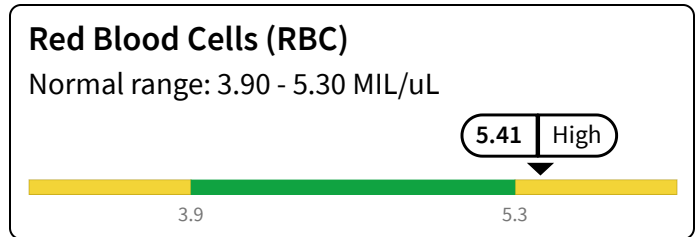
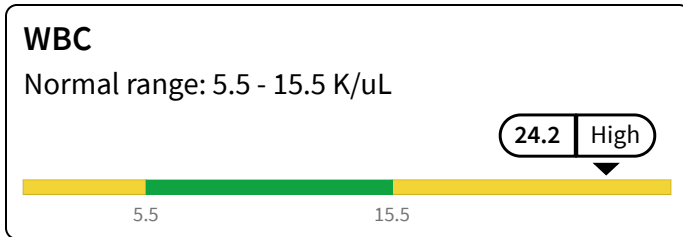
Name: Levi Heller | DOB: 7/2/2020 | PCP: Sky Pittson, MD

CBC WITH DIFFERENTIAL (Levi)

Collected on Jan 16, 2026 2:04 PM

You may read your results before your care provider has reviewed them

Results



Lymphocyte %
%

Value
12.4

Monocyte %
%

Value
5.5

Eosinophil %
%

Value
0.3

Basophil %
%

Value
0.4

Imm. Granulocyte, %
Normal range: 0.0 - 0.3 %

0.5 High

A horizontal bar with a green segment from 0 to 0.3 and yellow segments from 0.3 to 0.5 and 0.5 to 1.0. A value of 0.5 is marked with a downward arrow and labeled 'High'.

Neutrophil, Absolute
Normal range: 1.50 - 8.50 K/uL

19.63 High

A horizontal bar with a green segment from 1.5 to 8.5 and yellow segments from 0 to 1.5, 8.5 to 15, and 15 to 20. A value of 19.63 is marked with a downward arrow and labeled 'High'.

Lymphocyte, Absolute
Normal range: 2.00 - 8.00 K/uL

3

A horizontal bar with a green segment from 2 to 8 and yellow segments from 0 to 2, 8 to 12, and 12 to 16. A value of 3 is marked with a downward arrow.

Monocyte, Absolute
Normal range: 0.00 - 0.50 K/uL

1.34 High

A horizontal bar with a green segment from 0 to 0.5 and yellow segments from 0 to 0.5, 0.5 to 1.0, and 1.0 to 1.5. A value of 1.34 is marked with a downward arrow and labeled 'High'.

Eosinophil, Absolute
Normal range: 0.00 - 0.30 K/uL

0.07

A horizontal bar with a green segment from 0 to 0.3 and yellow segments from 0 to 0.3, 0.3 to 0.6, and 0.6 to 0.9. A value of 0.07 is marked with a downward arrow.

Basophil, Absolute
Normal range: 0.00 - 0.25 K/uL

0.09

A horizontal bar with a green segment from 0 to 0.25 and yellow segments from 0 to 0.25, 0.25 to 0.5, and 0.5 to 0.75. A value of 0.09 is marked with a downward arrow.

Imm. Granulocyte, Abs
Normal range: 0.00 - 0.03 K/uL

0.11 High

A horizontal bar with a green segment from 0 to 0.03 and yellow segments from 0 to 0.03, 0.03 to 0.06, and 0.06 to 0.09. A value of 0.11 is marked with a downward arrow and labeled 'High'.

nRBC, Abs
K/uL

Value
0.00

nRBC, %
%

Value
0.0

Performing Lab

Value
Clinical Laboratory Medical Director

Authorizing provider: Chung Lee, MD
Collection date: Jan 16, 2026 2:04 PM
Specimens: Blood (Blood, from Venipuncture)
Result date: Jan 16, 2026 4:26 PM
Result status: Final
Resulting lab:
STANFORD LAB
300 Pasteur Drive
Palo Alto CA 94305
877-717-3733